

**2nd HALF YEARLY MONITORING REPORT
OF
CENTRE FOR DEVELOPMENT COMMUNICATION AND
STUDIES (CDECS) ON MDM FOR THE STATE
OF RAJASTHAN
FOR THE PERIOD OF
1st APRIL, 2011 TO 30th SEPTEMBER 2011**



DISTRICTS COVERED

- 1. Bharatpur**
- 2. Dholpur**



FOREWORD

The Government of India with support from State Governments has addressed this fundamental problem by implementing school meal programs that provide children with at least one nutritionally adequate meal a day. Nutrition support to primary education is considered as a means to achieve the objective of providing free and compulsory universal primary education of satisfactory quality to all the children below the age of 14 years by giving a boost to Universalization of Elementary Education through increased enrollment, improved school attendance and retention and promoting nutritional status of elementary school children simultaneously. School meal programs also provide parents with a strong incentive to send children to school, thereby encouraging enrollment and reducing absenteeism and dropout rates. School meal programs support health, nutrition, and education goals and consequently, have a multi-pronged impact on a nation's overall social and economic development.

Mid-day Meal is a popular National Flagship educational programme of our country, with the provision of cooked lunch free of cost to school-children on all school days. During the last 6 to 7 years, various kinds of activities have been conducted under this programme through out the country and every year the progress and problems relating to implementation of this programme have been analyzed and reviewed at National level allocated with some grants and manpower to conduct the programme related activities with more vigor and enthusiasm. But what have been achieved out of those elaborate, exhaustive programme activities? It is required to examine the progress of this programme. The Government of India, (its Ministry of Human Resource Development) has, therefore, intended to gather data on progress of the programme through a detailed monitoring of some sample districts during the period from 1.4.2011 to 30.09.2011 (six months). The monitoring Team of our organization has been set up under the leadership of Dr. Upendra K. Singh who has prepared this report after collating the relevant data obtained through their monitoring visits to sample schools of 02 Districts (Dholpur & Bharatpur).

I would appreciate the genuine efforts of Dr. Singh and his team who could prepare the report within the time assigned by the Government of India. I hope the findings of the report would be helpful to the Government of India and the MDM department, Government of Rajasthan and District Project Office team to understand the grassroots level achievements and present system of operation of the programme and accordingly take measures to improve the overall functioning of the programme to achieve the major goals. Our team also tried to have supportive role in the process especially of the district officials so that they feel motivated and empowered towards the MDM/SSA in the district with the positive and critical inputs from the MI.

**Chairman,
CDECS, Rajasthan**

25 October, 2011

ACKNOWLEDGEMENT

The 2nd Half Yearly Monitoring report has been prepared for the State of Rajasthan revealing the progress of the Mid Day Meal (MDM) in Rajasthan from 1.04.2011 to 30.09.2011. The facts giving details of implementation of the MDM have been examined and analyzed, especially pertaining to the progress made by the District, of Dholpur & Bharatpur the empirical data have been obtained from the sample respondents like teachers, community leaders, parents, students, etc.

This report is an outcome of the kind cooperation of the following persons to whom we acknowledge our gratefulness.

1. Mr. L.C. Auswal, RAS, Commissioner, Mid Day Meal department, Govt. of Rajasthan.
2. Mr. Mahaveer Meena, Deputy Commissioner, Mid Day Meal department, Govt. of Rajasthan.

We also express our thanks to all our sample respondents, who have extended their cooperation to us without any hesitation during monitoring work.

Our Special thanks to Secretary, Department of Education & Literacy, Ministry of HRD, GOI and Joint Secretary, MDM for their deep concern for the task of MI and also their support in order to complete the monitoring in the districts of the State of Rajasthan.

We express our deep sense of gratitude to the Director, MDM, for time to time guidance in undertaking the monitoring activities in Rajasthan State. We owe our gratitude to officials of MDM Department who were kind enough to share various provisions and processes about the MDM time to time.

We express our deep sense of gratitude to Mr. R.K. Mishra & Mr. Bhupendra Singh, Senior Consultant (Monitoring) MDM, Technical Support Group (TSG), EDCIL, New Delhi who have continuously supported us at every stage of this study.

Our thanks are also due to the whole team of CDECS for their patience and hard work which really helped in bringing out this report.

We hope that the findings of this report will be useful to various people concerned with funding, planning, implementation and research on MDM in the State of Rajasthan.

Dr. Upendra K. Singh
Nodal Officer,
CENTRE FOR DEVELOPMENT
COMMUNICATION AND STUDIES (CDECS)

25 October, 2011
Jaipur, Rajasthan

Contents

S. No.	Particulars	Page Number
1.	Foreword	2
2.	Acknowledgement	3
3.	General Information	5-6
4.	Consolidated Report for the districts of Dholpur & Bharatpur in the State of Rajasthan for the period - 1st OCTOBER, 2010 TO 31st MARCH, 2011	7-9
5.	2 nd Half Yearly Monitoring Report of MDM of District-1 Bharatpur	10-22
6.	2 nd Half Yearly Monitoring Report of MDM of District-2 Dholpur	23-35
Annexure		
	List of Abbreviations	37
	List of Schools - Bharatpur district	38
	List of Schools - Dholpur district	39
	List of Schools showing gap in data	40-41
	Enclosures as per reporting format	

**2nd HALF YEARLY MONITORING REPORT OF CENTRE FOR
DEVELOPMENT COMMUNICATION AND STUDIES (CDECS) OF MID-
DAY MEAL (MDM) FOR THE STATE OF RAJASTHAN FOR THE
PERIOD OF
1st APRIL 2011 TO 30th SEPTEMBER, 2011**

1. General Information		
S. No.	Information	Details
1.	Period of the report	1st APRIL 2011 TO 30th SEPTEMBER, 2011
2.	No. of Districts allotted	02
3.	Districts' name	Bharatpur & Dholpur
4.	Month of visit to the Districts / Schools (Information is to be given district wise i.e. District 1, District 2, etc)	District-1(Bharatpur)- 15 August 2011 to 20 September 2011 District-2(Dholpur) -15 August 2011 to 20 September 2011
a)	Total number of elementary schools (primary and upper primary to be counted separately) in the Districts Covered by MI (Information is to be given district wise i.e. District 1, District 2, etc.)	District-1Bharatpur-1838 PS and 743 UPS District-2 Dholpur 1242 PS and 426 UPS
5.	Number of elementary schools monitored (primary and upper primary to be counted separately) Information is to be given for district wise i.e. District 1, District 2, etc)	District- Bharatpur - PS -8; UPS-25, KGBVs-7 District- Dholpur - PS -10; UPS-26, KGBVs-4
6.	Types of school visited	
a)	Special training centers (Residential)	District-1(Bharatpur)- 0 District-2(Dholpur) - 0
b)	Special training centers (Non Residential)	District-1(Bharatpur)- 0 District-2(Dholpur) - 0
c)	Schools in Urban Areas	District-1(Bharatpur)- 08 District-2(Dholpur) - 10
d)	School sanctioned with Civil Works	District-1(Bharatpur)- 02 District-2(Dholpur) -02

e)	School from NPEGEL Blocks	District-1(Bharatpur)- 04 District-2(Dholpur) -02
f)	Schools having CWSN	District-1(Bharatpur)- 02 District-2(Dholpur) - 04
g)	School covered under CAL programme	District-1(Bharatpur)- 04 District-2(Dholpur) - 03
h)	KGBVs	District-1(Bharatpur)- 07 District-2(Dholpur) - 04
8.	Number of schools visited by Nodal Officer of the Monitoring Institute	45
9.	Whether the draft report has been shared with the SPO : YES / NO	Yes
10.	After submission of the draft report to the SPO whether the MI has received any comments from the SPO: YES / NO	Yes
11.	Before sending the reports to the GOI whether the MI has shared the report with SPO: YES / NO	Yes
12.	Details regarding discussion held with state officials	Before taking up the field level study we had discussions with State Officials. They also instructed the districts for necessary support as per the GOI letter and requirement.
13.	Selection Criteria for Schools	The selection of sample schools was done as per the TOR of Ministry of HRD. In total, 40 Schools of various categories have been selected. The schools were stratified and then through random sampling technique the sample schools have been selected. The district and Block officials were also involved in selection of schools for SSA monitoring.
14.	Items to be attached with the report:	
	List of Schools visited by MI.	Yes
	Any other relevant documents.	Yes

Consolidated Report of Mid Day Meal for the districts of Bharatpur & Dholpur in Rajasthan for the period 1st APRIL, 2011 TO 30th SEPTEMBER, 2011

<p><i>District 1 :(Bharatpur)</i></p>	<p>(a) Regularity in serving MDM: Out of 33 sample schools visited by MI for MDM, in all the 33 sample schools (100%) MDM hot cooked meal was served daily.</p> <p>(b) Regularity in delivering food grains to Schools: In 23 schools (70%) food grain was available for MDM, in the remaining 10 schools MDM was supplied by SHG/NGO. Out of 23 schools where food grain was available for MDM; regular supply of food grain for MDM was found in all the 23 sample schools (100%). Food grain stock of one month for MDM was available in 22 schools (95%) and in 01 school (4%) food grain stock for one month for MDM was not available.</p> <p>(c) Regularity in delivering cooking cost to Schools: In total, 18 schools (78%) out of 23 schools where MDM was prepared at schools received cooking cost regularly and in 05 schools (22%) cooking cost was not made available regularly. Out of them, in 01 school (20%) cooking cost was not available for less than 15 days; in 04 schools (80%) cooking cost was not available for more than 30 days.</p> <p>(d) Social Equity: In 01 school (3%) caste discrimination was observed during MDM serving, whereas in 32 schools (97%) no discrimination (gender, caste and community) in cooking or serving or seating arrangements has been observed by MI.</p> <p>(e) Variety of Menu: There were varieties in the food served for MDM. It includes Chapati & vegetables (seasonal fruit), Dal/vegetable& rice, khichdi, Dal and chapatti, Dal& bati, Chapati and vegetable.</p> <p>(f) Quality and Quantity of MDM: In 26 sample schools (79%) checked by MI for MDM, the children were satisfied with the quality of meal, whereas in 07 schools (21%) the children were not satisfied with the quality of meal.</p> <p>(g) Supplementary diets: In 19 schools (58%) children were given micronutrients (Iron, folic acid, vitamin – A dosage) and de-worming medicine in the schools through Medical and Health Department.</p> <p>(h) Status of Cook: In majority of schools adequate number of cooks and helpers were engaged for preparation of MDM. There was fixed honorarium of Rs. 1000 for cook.</p>
--	---

	<p>Thus, cooks were paid the amount for cooking MDM as per the provision.</p> <p>(i) Infrastructure for MDM: Pucca kitchen shed- cum-stores have been constructed and are in use in 17 schools (52%). Potable water for drinking and cooking is available in 25 schools (76%).</p> <p>(j) Community Participation: Participation of parents in supervision and monitoring of MDM was reported in 21 schools (64%). Participation is more of informal kind and has not been recorded in most of the cases.</p> <p>(k) Inspection and Supervision: 04 schools (12%) had been inspected by state level MDM officials. Out of the total samples, 14 schools (42%) had been inspected by district level MDM officials; whereas, 23 schools (70%) had been inspected by block level officials. Thus, monitoring by state and district officials of schools is not a regular phenomenon.</p> <p>(l) Impact: In 55% schools teachers reported that MDM improved the enrollment, whereas in 67% schools teachers reported that MDM improved attendance of children in schools and in 76% schools teachers reported that MDM improved general well being (nutritional status) of children (as per the interactions and discussions with Head teachers/ teachers).</p>
District 2 :(Dholpur))	<p>(a) Regularity in serving MDM: Out of 36 sample schools monitored by MI for MDM, hot cooked meal was served daily in 35 schools (97%), whereas in 01 school (3%) hot cooked meal was not served daily. In 01 school (100%) MDM had not been served for six month.</p> <p>(b) Regularity in delivering food grains to Schools: Out of 36 schools monitored by MI for MDM, in 31 schools (86%) food grain was available for MDM. Out of 31 schools where food grain was available for MDM; regular supply of food grain for MDM was found in all the 31 schools (100%)</p> <p>Food grain stock of one month for MDM was available in 27 schools (87%) and in 04 schools (13%) food grain stock for one month for MDM was not available.</p> <p>(c) Regularity in delivering cooking cost to Schools: In total, only 07 schools (21%) out of 33 schools received cooking cost regularly and in 26 schools (79%) cooking cost was not made available regularly. In the remaining 03 schools MDM was supplied by NGO/SHG.</p>

(d) Social Equity: No discrimination (gender, caste and community) in cooking or serving or seating arrangements has been observed by MI.

(e) Variety of Menu: There were varieties in the food served for MDM. It includes Chapati & vegetables (seasonal fruit), Dal/vegetable & rice, khichdi, Dal and chapatti, Dal& bati, Chapati and vegetable.

(f) Quality and Quantity of MDM: Children were satisfied with the quality of meal in 34 schools (94%), whereas children were not satisfied with the quality of meal in 02 schools (6%).

(g) Supplementary diets: In 18 schools (50%) children are given micronutrients (Iron, folic acid, vitamin – A dosage) and de-worming medicine in the school through Medical and Health Department.

(h) Status of Cook: In majority of schools adequate number of cooks and helpers are engaged for preparation of MDM. There was fixed honorarium of Rs. 1000 for cook. Thus, cooks were paid amount for cooking MDM as per the provision.

(i) Infrastructure for MDM: Pucca kitchen shed- cum- stores have been constructed and are in use in 18 schools (50%). Potable water for drinking and cooking is available in 32 schools (89%).

(j) Community Participation: Participation of parents in supervision and monitoring of MDM was reported in 23 schools (64%). Participation is more of informal kind and has not been recorded in most of the cases.


(k) Inspection and Supervision: 10 schools (28%) had been inspected by state level MDM officials. Out of the total samples, 21 schools (58%) had been inspected by district level MDM officials; whereas, 28 schools (78%) had been inspected by block level officials. Thus, monitoring by state and district officials of schools is not a regular phenomenon.

(l) Impact: In 61% schools teachers reported that MDM improved the enrollment, whereas in 83% schools teachers reported that MDM improved attendance of children in schools and in 81% schools teachers reported that MDM improved general well being (nutritional status) of children (as per the interactions and discussions with Head teachers/ teachers).

**2nd HALF YEARLY MONITORING REPORT OF CENTRE FOR DEVELOPMENT
COMMUNICATION AND STUDIES (CDECS) OF MDM FOR THE STATE OF
RAJASTHAN FOR THE PERIOD OF
1st April, 2011 TO 30th September, 2011**

FOR BHARATPUR DISTRICT

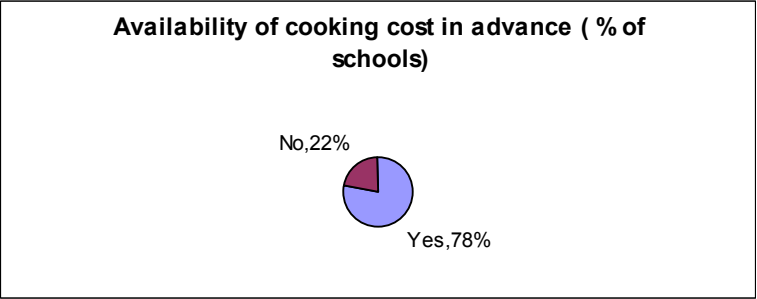
(i)	Name of the Monitoring Institution	CENTRE FOR DEVELOPMENT COMMUNICATION AND STUDIES (CDECS)
(ii)	Period of the report	1 st APRIL, 2010 TO 31 st SEPTEMBER, 2011
(iii)	Name of the District	Bharatpur
(iv)	Date of visit to the Districts/EGS/Schools	15 August to 20 September, 2011

	<u>REGULARITY IN SERVING MEAL:</u> Whether the school is serving hot cooked meal daily? If there was interruption, what was the extent and reasons for the same?	Students, Teachers & Parents
1.	Out of 33 sample schools visited by MI for MDM, in all the 33 sample schools (100%) hot cooked meal was served daily.	 <p align="center">Children taking MDM</p>

2.	<p><u>TRENDS:</u> Extent of variation (As per school records vis-à-vis Actual on the day of visit)</p> <table border="1" data-bbox="349 294 1015 787"> <thead> <tr> <th>No.</th> <th>Details</th> <th>On the day of visit</th> </tr> </thead> <tbody> <tr> <td>i</td> <td>Enrollment</td> <td>4295</td> </tr> <tr> <td>ii</td> <td>No. of children attending the school on the day of visit</td> <td>2779</td> </tr> <tr> <td>i.</td> <td>No. of children availing MDM as per MDM Register</td> <td>2684</td> </tr> <tr> <td>i.</td> <td>No. of children actually availing MDM on the day of visit</td> <td>2441</td> </tr> </tbody> </table>	No.	Details	On the day of visit	i	Enrollment	4295	ii	No. of children attending the school on the day of visit	2779	i.	No. of children availing MDM as per MDM Register	2684	i.	No. of children actually availing MDM on the day of visit	2441	<p>School level registers, MDM Registers Head Teachers, Schools level MDM functionaries / Observation of the monitoring team.</p>
	No.	Details	On the day of visit														
i	Enrollment	4295															
ii	No. of children attending the school on the day of visit	2779															
i.	No. of children availing MDM as per MDM Register	2684															
i.	No. of children actually availing MDM on the day of visit	2441															
<p>The reason behind difference between number of children attending school and number of children actually availing MDM was that children didn't feel comfortable to take MDM in schools. Also, in case of some children, they reported that due to their family they go home for food and also some children bring food from home. In some case the parents / family didn't allow them to take MDM.</p>																	
3.	<p><u>REGULARITY IN DELIVERING FOOD GRAINS TO SCHOOL LEVEL:</u> (i) Is school receiving food grain regularly? If there is delay in delivering food grains, what is the extent of delay and reasons for the same?</p>	<p>School level registers, MDM Registers, Head Teacher, School level MDM functionaries.</p>															
	<p>Out of 33 schools monitored by MI for MDM, in 23 schools (70%) food grain was available for MDM. In the remaining 10 schools MDM was supplied by SHG/NGO. Out of 23 schools where food grain was available for MDM; regular supply of food grain for MDM was found in all the 23 sample schools (100%).</p> <div data-bbox="690 1291 1469 1564" style="text-align: center;"> <table border="1" style="display: none;"> <caption>Regularity in Delivering food grain for MDM</caption> <thead> <tr> <th>Category</th> <th>Response</th> <th>No. of schools</th> </tr> </thead> <tbody> <tr> <td>food grain available for MDM</td> <td>Yes</td> <td>23</td> </tr> <tr> <td>regular supply of food grain for MDM</td> <td>Yes</td> <td>23</td> </tr> <tr> <td>availability of buffer stock of one month</td> <td>No</td> <td>12</td> </tr> </tbody> </table> </div>		Category	Response	No. of schools	food grain available for MDM	Yes	23	regular supply of food grain for MDM	Yes	23	availability of buffer stock of one month	No	12			
Category	Response	No. of schools															
food grain available for MDM	Yes	23															
regular supply of food grain for MDM	Yes	23															
availability of buffer stock of one month	No	12															
<p>(ii) Is buffer stock of one-month's requirement is maintained?</p>	<p>School level registers, MDM Registers, Head Teacher, School level MDM functionaries</p>																

	<p>Out of 23 schools where regular food grain for MDM was available, food grain stock of one month for MDM was available in 22 schools (95%) and in 01 school (4%) food grain stock for one month for MDM was not available.</p>									
	<p>(iii) Is the food grains delivered at the school?</p>	<p>School level registers, MDM Registers, Head Teacher, School level MDM functionaries</p>								
	<p>Out of 33 schools where MDM was monitored by MI, in all the 23 sample schools (100%) where MDM was prepared at schools, food grain for MDM was delivered at the school. In the remaining 10 schools MDM was prepared by NGO/SHG.</p>									
	<p>(iv) Quality of Food grains</p>	<p>School level registers, MDM Registers, Head Teacher, School level MDM functionaries</p>								
	<p>Out of 33 schools (81%) where MDM was monitored by MI, in 05 schools (15%) quality of food grain was very good, in 15 schools (45.5%) the quality was good, whereas in 13 schools (39.4%) quality of food grain was average.</p> <div data-bbox="516 982 1481 1348" style="border: 1px solid black; padding: 10px; text-align: center;"> <p>Quality of Foodgrains (% of schools)</p> <table border="1" style="margin: auto;"> <caption>Quality of Foodgrains Data</caption> <thead> <tr> <th>Quality</th> <th>Percentage</th> </tr> </thead> <tbody> <tr> <td>very good</td> <td>15%</td> </tr> <tr> <td>good</td> <td>45.5%</td> </tr> <tr> <td>average</td> <td>39.4%</td> </tr> </tbody> </table> </div>		Quality	Percentage	very good	15%	good	45.5%	average	39.4%
Quality	Percentage									
very good	15%									
good	45.5%									
average	39.4%									
<p>4.</p>	<p><u>REGULARITY IN DELIVERING COOKING COST TO SCHOOL LEVEL:</u></p> <p>(i) Is school receiving cooking cost in advance regularly? If there is delay in delivering cooking cost what is the extent of delay and reasons for it?</p>	<p>School level registers, MDM Registers, Head Teacher, School level MDM functionaries.</p>								

In total, 18 schools (78%) out of 23 schools where MDM was prepared at schools received cooking cost regularly and in 05 schools (22%) cooking cost was not made available regularly. Out of them, in 01 school (20%) cooking cost was not available for less than 15 days, in 04 schools (80%) cooking cost was not available for more than 30 days.



As the cooking cost and food grains are supplied from district, the delay/ disruption in regular receipt of food grains and cooking cost is a district issue rather than a school issue. Hence, the district project office has to review the matter and ensure the timely releases.


(ii) In case of delay, how schools manage to ensure that there is no disruption in the feeding programme?	School level registers, MDM Registers, Head Teacher, School level MDM functionaries.
--	---

The Schools and SHG arrange food materials and firewood on hired basis to manage MDM cooking.

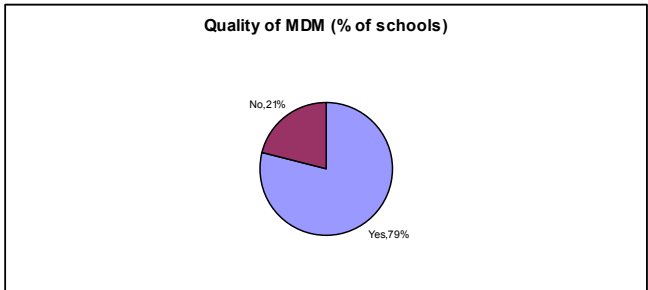
(iii) Is cooking cost paid by Cash or through banking channel?	School level registers, MDM Registers, Head Teacher, School level MDM functionaries.
---	---

In all the 23 schools (100%) cooking cost is paid through banking transfers directly into the account of SMC.

5. <u>SOCIAL EQUITY:</u> (i) Did you observe any gender or caste or community discrimination in cooking or serving or seating arrangements?	Observations
	<p>In 01 school (3%) caste discrimination was observed during MDM serving, whereas in 32 schools (97%) no discrimination (gender, caste and community) in cooking or serving or seating arrangements has been observed by MI.</p>

6.	<p><u>VARIETY OF MENU:</u></p> <p>(i) Has the school displayed its weekly menu, and is it able to adhere to the menu displayed?</p>	<p>Observations and discussion with children teachers, parents, SMC members, Gram Panchayat members and cooks.</p>
	<p>26 schools (79%) out of 33 sample schools checked by MI for MDM displayed their weekly menu. Out of the total schools, where weekly menu was displayed, 23 schools (88.5%) adhered to the menu displayed and 03 schools (11.5%) did not adhere to the menu displayed. They served different menu from the displayed one.</p>	 <p style="text-align: center;">MDM menu</p>
7.	<p>(ii) Is there variety in the food served or is the same food served daily?</p>	<p>Observations and discussion with children teachers, parents, SMC members, Gram Panchayat members and cooks.</p>
	<p>There was variety in the food served for MDM. This includes Chapati & Vegetable (seasonal), Dal/vegetable & Rice, Khichdi, Dal and Chapatti, Dal & Bati, Chapati and vegetable. Also, weekly fruits were served under MDM in the schools.</p>	
	<p>(iii) Does the daily menu include rice / wheat preparation, dal and vegetables?</p>	<p>Observations and discussion with children teachers, parents, SMC members, Gram Panchayat members and cooks.</p>
	<p>Daily menu includes rice / wheat preparation (includes plain rice, khichdi, roti etc.), dal and vegetables.</p>	
8.	<p><u>QUALITY & QUANTITY OF MEAL:</u></p> <p>Feedback from children on</p> <p>a) Quality of meal:</p>	<p>Observations of Investigation during MDM service</p>

In 26 sample schools (79%) checked by MI for MDM, the children were satisfied with the quality of meal, whereas in 07 schools (21%) the children were not satisfied with the quality of meal. These are the schools where MDM was supplied by NGO/SHG. According to teachers and students the MDM supplied by NGO/SHG was half cooked and tasteless, sometimes it smells. In some schools children refused to take MDM prepared by NGO/SHG. Thus, the MDM was given to cattle.



Quality of MDM

b) Quantity of meal:

Observations of Investigation during MDM service

In 27 sample schools (82%) checked by MI for MDM, the children were satisfied with the quantity of meal, whereas in 06 schools (18%) the children were not satisfied with the quantity of meal. The children reported that they get only 2 chapatties maximum. In one school children reported that the cook used to beat them when they asked for more food.

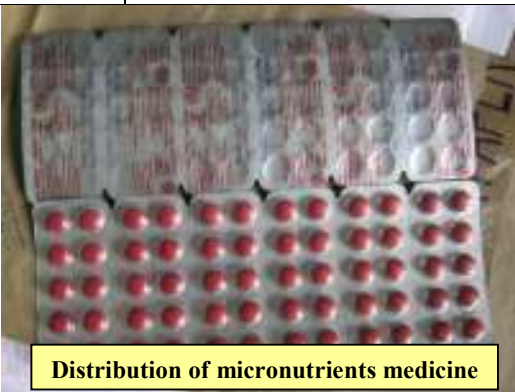
c) If children were not happy Please give reasons and suggestions to improve.

Observations of Investigation during MDM service

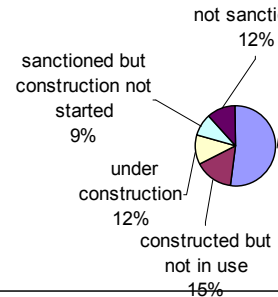


According to children, the quality of MDM supplied by NGO and SHG is very poor. The MDM is tasteless and sometimes it smells. The quality of MDM provided by NGO/SHG should be improved or MDM should be prepared at schools so that children can get hot cooked MDM. Also more quantity of MDM should be given to elderly children as they remain hungry even after taking MDM.

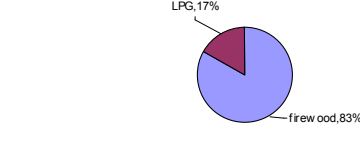





Supply of MDM by NGO

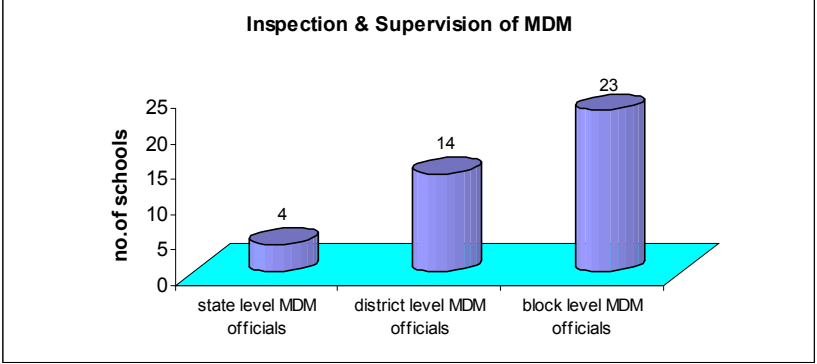
	<p><u>SUPPLEMENTARY:</u></p> <p>(i) Whether children are given micronutrients (Iron, folic acid, vitamin – A dosage) and de-worming medicine periodically?</p>	<p>Teachers, Students, School Record</p>
<p>9.</p>	<p>In 19 schools (58%) children were given micronutrients (Iron, folic acid, vitamin – A dosage) and de-worming medicine in the schools through Medical and Health Department, whereas in 14 schools (42%) children were not given micronutrients (Iron, folic acid, vitamin – A dosage) and de-worming medicine in the schools through Medical and Health Department.</p>	
	<p>(ii) Who administers these medicines and at what frequency?</p>	<p>Teachers, Students, School Record</p>
	<p>These medicines were administered by health department. The frequency of these medicines was yearly in 09 schools (47%), half yearly in 04 schools (21%) and quarterly in 06 schools (32%).</p>	
	<p>(iii) Is there school Health Card maintained for each child?</p>	<p>Teachers, Students, School Record</p>
	<p>School Health Card for each School child was maintained in 12 schools (36%) out of 33 sample schools checked by MI.</p>	
	<p>(iv) What is the frequency of health check-up?</p>	<p>Teachers, Students, School Record / School Health Card</p>
	<p>In all the 12 schools (100%) where School Health Card for child was maintained the frequency of health check-up was yearly.</p>	
<p>10.</p>	<p><u>STATUS OF COOKS:</u></p> <p>(i) Who cooks and serves the meal? (Cook/helper appointed by the Department or Self Help Group, or NGO or Contractor)</p>	<p>Observations and discussion with children teachers, parents, SMC members, Gram Panchayat members and cooks.</p>
	<p>Out of 33 sample schools checked by MI for MDM, cooks were employed by School management in 23 schools (70%), in 07 schools (21%) MDM was supplied by NGO and in 03 schools (9%) MDM was supplied by SHG. Regarding serving of MDM in schools, in 22 schools (67%) MDM was served by cook/helper, in 03 schools (9%) MDM was served by teachers and in 08 schools (24%) MDM was served by children.</p>	

<p>(ii) Is the number of cooks and helpers adequate to meet the requirement of the school?</p>	<p>Observations and discussion with children teachers, parents, SMC members, Gram Panchayat members and cooks.</p>
<p>Out of 33 sample schools checked by MI for MDM, in 23 schools (100%) where MDM was prepared at schools, number of cooks and helpers was adequate to meet the requirement of the school.</p>	
<p>(iii) What is remuneration paid to cooks/helpers?</p>	<p>Observations and discussion with children teachers, parents, SMC members, Gram Panchayat members and cooks.</p>
<p>Cooks were paid fixed honorarium of Rs. 1000. Below 50 children one cook was employed and if the strength of children was more than 50 then two cooks were employed.</p>	
<p>(iv) Are the remuneration paid to cooks/helpers regularly?</p>	<p>Observations and discussion with children teachers, parents, SMC members, Gram Panchayat members and cooks.</p>
<p>Out of 23 schools in 16 schools (70%) cooks were paid timely. An amount of Rs. 1000 paid to each cook for children up to 50. Up to 100 children there were 2 cooks and 3 cooks when number is more than 100 and up to 200 children.</p>	
<p>(v) Social Composition of cooks /helpers? (SC/ST/OBE/Minority)</p>	<p>Observations and discussion with children teachers, parents, SMC members, Gram Panchayat members and cooks.</p>
<p>In all the 23 sample schools checked by MI for MDM and where MDM was prepared at schools, women were engaged as cooks. They constitute 25% SC, 8% ST, 63% OBC and 4% belong to general category.</p>	

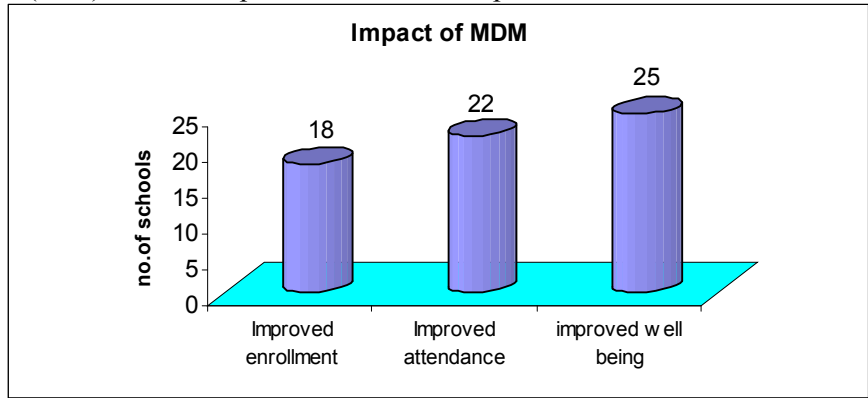
	<p><u>INFRASTRUCTURE:</u></p> <p>Is a pucca kitchen shed-cum-store:</p> <p>(a) Constructed and in use</p> <p>(b) Constructed but not in use under</p> <p>(c) Under construction</p> <p>(d) Sanctioned, but constructed not started</p> <p>(e) Not sanctioned</p> <p>Any other (specify)</p>	<p>School records, discussion with head teacher, teacher, SMC, Gram Panchayat members.</p>
<p>11.</p>	<p>(a) Out of 33 sample schools checked by MI, pucca kitchen sheds-cum-stores were constructed and were in use in 17 schools (52%).</p> <p>(b) Pucca kitchen sheds-cum-stores have been constructed but not in use in 05 schools (15%).</p> <p>(c) Pucca kitchen sheds-cum-stores were under construction in 04 schools (12%).</p> <p>(d) Pucca kitchen sheds-cum-stores have been sanctioned but construction has not been started in 03 schools (9%).</p> <p>(e) Pucca kitchen sheds-cum-stores were not sanctioned in 04 schools (12%).</p>	<p style="text-align: center;">Status of pucca kitchen shed-cum-store (% of schools)</p>  <p style="text-align: center;">Pucca kitchen sheds-cum-store</p> 
<p>12.</p>	<p>In schools, where pucca kitchen shed was not available, MDM was cooked either in verandah or in open.</p> <p>As far as storage of grains was concerned, it was stored in classrooms in 13 schools (57%). In 10 schools (43%) the grains were stored in newly constructed pucca kitchen shed cum store. In the remaining 10 schools MDM was prepared by NGO/SHG.</p>	<p>Discussion with head teacher, teacher, SMC, Gram Panchayat members, Observation</p>  <p style="text-align: center;">Storage of food grains</p>

	Whether potable water is available for cooking and drinking purpose?	-do-						
13.	Potable water for drinking and cooking was available in 25 schools (76%), whereas in 08 schools (24%) potable water for drinking and cooking was not available because water was hard/ salty (khara) {data on water quality is based on the report of teachers/ villagers/ children}.							
14.	Whether utensils used for cooking food is adequate?	Teachers/Organizer of MDM Programme						
	28 schools (85%) out of 33 sample schools undertaken by MI for MDM have adequate number of utensils for cooking MDM.							
	What is the kind of fuel used? (Gas based/firewood etc.)	Observation						
15.	In 04 schools (17%) out of 23 sample schools checked by MI for MDM and where MDM was prepared at schools, firewood is used as fuel for preparation of MDM, whereas in 19 schools (83%) LPG gas was used for MDM preparation.	<div data-bbox="964 730 1484 955"> <p>Fuel used for MDM preparation (% of schools)</p>  <table border="1"> <caption>Fuel used for MDM preparation (% of schools)</caption> <thead> <tr> <th>Fuel Type</th> <th>Percentage</th> </tr> </thead> <tbody> <tr> <td>LPG</td> <td>17%</td> </tr> <tr> <td>firewood</td> <td>83%</td> </tr> </tbody> </table> </div> <div data-bbox="982 970 1484 1354">  <p>Use of firewood for MDM preparation</p> </div>	Fuel Type	Percentage	LPG	17%	firewood	83%
Fuel Type	Percentage							
LPG	17%							
firewood	83%							
16.	<u>SAFETY & HYGIENE:</u> i. General Impression of the environment, Safety and hygiene	Observation						
	Out of 33 sample schools checked by MI, in 17 schools (52%) MDM impact on safety was found good. MDM impact on cleanliness was good in 17 schools (52%) and MDM impact in maintaining discipline amongst children was found good in 14 schools (42.4%).							
	ii. Are children encouraged to wash hands before and after eating	observation						
	In 24 schools (73%) children were encouraged to wash hands before and after taking MDM.							
	iii. Do the children take meals in an orderly manner?	Observation						

<p>In 21 schools (64%) children take meals in an orderly manner.</p>	
 <p style="text-align: center;">Children praying before taking MDM</p>	 <p style="text-align: center;">Children not in order during MDM</p>
<p>iv. Conservation of water?</p>	<p>Observation</p>
<p>Out of 33 schools visited by MI for MDM in 17 schools (52%) children conserve water, while washing dishes.</p>	
<p>iii. Is the cooking process and storage of fuel safe, not posing any fire hazard?</p>	<p>Observation</p>
<p>In majority of schools cooking process and storage of fuels was proper and did not pose any fire hazards. Also fire extinguisher was available in almost all the schools.</p>	
<p>17. COMMUNITY PARTICIPATION: (i) Extent of participation by Parents/ SMCs/ Panchayats /Urban bodies in daily supervision, monitoring, participation</p>	<p>Discussion with head teacher, teacher, SMC, Gram Panchayat members</p>
<p>The extent of participation by Parents/SMCs/Panchayats/ in daily supervision, monitoring, was quite satisfactory. In 15 schools (45%) Panchayats participated in supervision and monitoring of MDM. In case of participation of parents, it was reported in 21 schools (64%).</p>	
<p>(ii) Is any roster being maintained of the community members for supervision of the MDM?</p>	<p>Discussion with head teacher, teacher, SMC, Gram Panchayat members</p>
<p>No such roster is being maintained by the community members for supervision of the MDM.</p>	
<p>(iii) Community members/ parents awareness about quantity of MDM per child a. at Primary level b. at Upper primary level</p>	<p>Parents / community members</p>

	<p>In 19 schools (58%) community members/parents were aware of quantity of MDM per child being given at primary level.</p> <p>In 15 (45%) schools community members/parents were aware of quantity of MDM per child being given at upper primary level.</p>									
	(iv) General awareness of community members/ parents about the overall implementation of MDM programme :	Parents/ community members								
	<p>In 03 schools (9%) community members/ parents rated the overall implementation of the MDM programme as Good/ very satisfactory. In 19 schools (58%) community members/parents rated the overall implementation of the MDM programme as satisfactory. In 02 schools (6%) community members/parents rated the overall implementation of the MDM programme as good and in 09 schools (27%) community members/parents rated the overall implementation of the MDM programme as average.</p>									
	(v) Source of awareness about MDM scheme	Parents/ community members								
	<p>In 11 schools (33%) source of awareness amongst parents/ community about MDM scheme was newspaper, in 20 schools (61%) source of awareness amongst parents/ community about MDM scheme was relative, in 29 schools (88%) source of awareness amongst parents/ community about MDM scheme was school and in 04 schools (12%) source of awareness amongst parents/ community about MDM scheme was radio/ T.V.</p>									
	INSPECTION & SUPERVISION	School records, discussion with head teacher, teachers, SMC, Gram Panchayat members								
	Has the mid day meal programme been inspected by any state/district/block level officers/officials?									
18.	<p>Out of 33 sample schools checked by MI for MDM, only 04 schools (12%) had been inspected by State level MDM officials, 14 schools (42%) had been inspected by district level MDM officials; whereas 23 schools (70%) had been inspected by block level officials. Thus, monitoring by State and district officials was not a regular phenomenon.</p>	 <table border="1"> <caption>Inspection & Supervision of MDM</caption> <thead> <tr> <th>Level of Official</th> <th>No. of Schools</th> </tr> </thead> <tbody> <tr> <td>state level MDM officials</td> <td>4</td> </tr> <tr> <td>district level MDM officials</td> <td>14</td> </tr> <tr> <td>block level MDM officials</td> <td>23</td> </tr> </tbody> </table>	Level of Official	No. of Schools	state level MDM officials	4	district level MDM officials	14	block level MDM officials	23
Level of Official	No. of Schools									
state level MDM officials	4									
district level MDM officials	14									
block level MDM officials	23									
19.	IMPACT	School records, discussion with head teacher, teachers, students, SMC, Gram Panchayat members.								
	Has the mid day meal improved the enrollment, attendance of children in school, general well being (nutritional status) of children? Is there any other incidental benefit due to serving cooked meal in schools?									

In 18 schools (55%) teachers / headmasters reported that MDM improved the enrollment, whereas in 22 schools (67%) teachers reported that MDM improved attendance of children in schools and in 25 schools (76%) teachers reported that MDM improved general well being (nutritional status) of children.




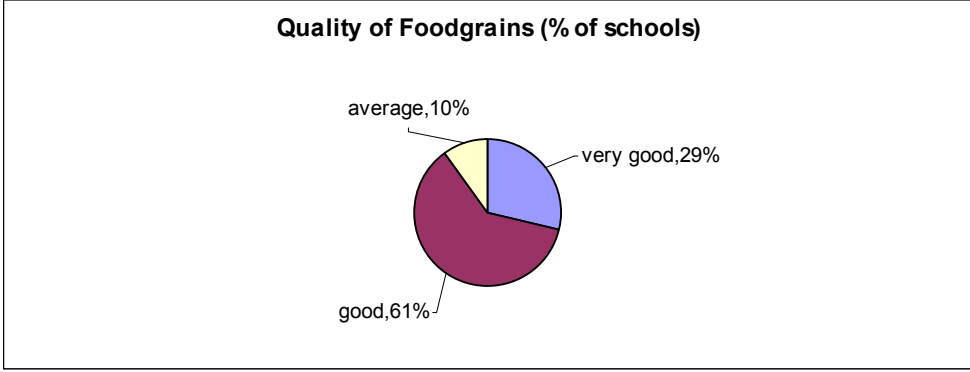
**2nd HALF YEARLY MONITORING REPORT OF CENTRE FOR DEVELOPMENT
COMMUNICATION AND STUDIES (CDECS) OF MDM FOR THE STATE OF
RAJASTHAN FOR THE PERIOD OF
1st April, 2011 TO 30th September, 2011**


FOR DHOLPUR DISTRICT


(i)	Name of the Monitoring Institution	CENTRE FOR DEVELOPMENT COMMUNICATION AND STUDIES (CDECS)
(ii)	Period of the report	1 st APRIL, 2010 TO 31 st SEPTEMBER, 2011
(iii)	Name of the District	Dholpur
(iv)	Date of visit to the Districts/EGS/Schools	15 August 2011 to 20 September, 2011



1.	<u>REGULARITY IN SERVING MEAL:</u> Whether the school is serving hot cooked meal daily? If there was interruption, what was the extent and reasons for the same?		Students, Teachers & Parents	
	Out of 36 sample schools monitored by MI for MDM, hot cooked meal was served daily in 35 schools (97%), whereas in 01 school (3%) hot cooked meal was not served daily. In 01 school (100%) MDM had not been served for six month.			
2.	<u>TRENDS:</u> Extent of variation (As per school records vis-à-vis Actual on the day of visit)		School level registers, MDM Registers Head Teachers, Schools level MDM functionaries / Observation of the monitoring team.	
	No.	Details		On the day of visit
	i	Enrollment		7291
	ii	No. of children attending the school on the day of visit		3709
	v.	No. of children availing MDM as per MDM Register		3171
v.	No. of children actually availing MDM on the day of visit	3097		

	<p>The reason behind difference between number of children attending school and number of children actually availing MDM was that children didn't feel comfortable to take MDM in schools. Also, in case of some children, they reported that due to their family they go home for food and also some children bring food from home. In some children case the parents / family didn't allow to take MDM.</p>													
<p>3.</p>	<p><u>REGULARITY IN DELIVERING FOOD GRAINS TO SCHOOL LEVEL:</u></p> <p>(iv) Is school receiving food grain regularly? If there is delay in delivering food grains, what is the extent of delay and reasons for the same?</p>	<p>School level registers, MDM Registers, Head Teacher, School level MDM functionaries.</p>												
<p>Out of 36 schools monitored by MI for MDM, in 31 schools (86%) food grain was available for MDM. Out of 31 schools where food grain was available for MDM; regular supply of food grain for MDM was found in all the 31 schools (100%). Out of 04 schools where food grain stock of one month for MDM was not available, in 01 school (25%) food grain was not available for less than 15 days, in 01 school (25%) food grain was not available for 16-30 days, in 02 schools(50%) food grain was not available for more than 30 days.</p> <div data-bbox="560 709 1442 1018" data-label="Figure"> <table border="1"> <caption>Regularity in Delivering food grain for MDM</caption> <thead> <tr> <th>Category</th> <th>Yes</th> <th>No</th> </tr> </thead> <tbody> <tr> <td>food grain available for MDM</td> <td>31</td> <td>0</td> </tr> <tr> <td>regular supply of food grain for MDM</td> <td>31</td> <td>0</td> </tr> <tr> <td>availability of buffer stock of one month</td> <td>27</td> <td>4</td> </tr> </tbody> </table> </div>			Category	Yes	No	food grain available for MDM	31	0	regular supply of food grain for MDM	31	0	availability of buffer stock of one month	27	4
Category	Yes	No												
food grain available for MDM	31	0												
regular supply of food grain for MDM	31	0												
availability of buffer stock of one month	27	4												
<p>(v) Is buffer stock of one-month's requirement is maintained?</p>		<p>School level registers, MDM Registers, Head Teacher, School level MDM functionaries</p>												
<p>Out of 31 schools where regular food grain for MDM was available, food grain stock of one month for MDM was available in 27 schools (87%) and in 04 schools (13%) food grain stock for one month for MDM was not available.</p>														
<p>(vi) Is the food grains delivered at the school?</p>		<p>School level registers, MDM Registers, Head Teacher, School level MDM functionaries</p>												

	<p>Out of 36 schools where MDM was monitored by MI, in 29 schools (81%) food grain for MDM was delivered at the school, whereas in 04 schools (11%) food grain for MDM was not delivered at the school. In those schools the food grains were dropped in the neighboring schools due to non availability of proper roads. In the remaining 03 schools (8%) MDM was supplied by NGO/SHG</p>	 <p style="text-align: center;">Children taking MDM</p>
	<p>(iv) Quality of Food grains</p>	<p>School level registers, MDM Registers, Head Teacher, School level MDM functionaries</p>
<p>Out of 31 schools (86%) where food grains was available for MDM, in 09</p>	<p style="text-align: center;">Quality of Foodgrains (% of schools)</p>  <p style="text-align: center;"> average,10% very good,29% good,61% </p> <p>schools (29%) quality of food grain was very good, in 19 schools (61%) the quality was good, whereas in 03 schools (10%) quality of food grain was average.</p>	
<p>4.</p>	<p><u>REGULARITY IN DELIVERING COOKING COST TO SCHOOL LEVEL:</u></p> <p>(iv) Is school receiving cooking cost in advance regularly? If there is delay in delivering cooking cost what is the extent of delay and reasons for it?</p>	<p>School level registers, MDM Registers, Head Teacher, School level MDM functionaries.</p>


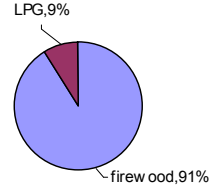

	<p>29 schools (81%) out of 36 sample schools checked by MI for MDM displayed its weekly menu. Out of the schools, where weekly menu were displayed, 28 schools (97%) adhered to the menu displayed and 01 school (3%) did not adhere to the menu displayed.</p>	
7.	<p>(v) Is there variety in the food served or is the same food served daily?</p>	<p>Observations and discussion with children teachers, parents, SDMC members, Gram Panchayat members and cooks.</p>
	<p>There was variety in the food served for MDM. This includes Chapati & Vegetable (seasonal), Dal/vegetable & Rice, Khichdi, Dal and Chapatti, Dal& Bati, Chapati and vegetable. Also, weekly fruits were served under MDM in the schools.</p>	
	<p>(vi) Does the daily menu include rice / wheat preparation, dal and vegetables?</p>	<p>Observations and discussion with children teachers, parents, SDMC members, Gram Panchayat members and cooks.</p>
	<p>Daily menu includes rice / wheat preparation, dal and vegetables.</p>	
8.	<p><u>QUALITY & QUANTITY OF MEAL:</u> Feedback from children on c) Quality of meal:</p>	<p>Observations of Investigation during MDM service</p>
	<p>In all the 36 sample schools (100%) checked by MI for MDM, children were satisfied with the quality of meal in 34 schools (94%), whereas children were not satisfied with the quality of meal in 02 schools (6%).</p>	
	<p>d) Quantity of meal:</p>	<p>Observations of Investigation during MDM service</p>



	<p>Similarly, children were satisfied with the quantity of meal in 34 schools (94%), whereas children were not satisfied with the quantity of meal in 02 schools (6%). The children reported that they get only 2 chapattis maximum. In one school children reported that up to primary level they were given maximum two chapattis and up to Upper primary level children were given maximum three chapattis. No extra chapattis were given to children.</p>	
	<p>c) {If children were not happy Please give reasons and suggestions to improve.}</p>	<p>Observations of Investigation during MDM service</p>
	<p>According to children, the quality of MDM supplied by NGO/ SHG is very poor. The MDM is tasteless and sometimes it smells. The quality of MDM provided by NGO/SHG should be improved or MDM should be prepared at schools so that children can get hot cooked MDM. Also more quantity of MDM should be given to elderly children as they remain hungry even after taking MDM.</p>	
<p>9.</p>	<p><u>SUPPLEMENTARY:</u> (iv) Whether children are given micronutrients (Iron, folic acid, vitamin – A dosage) and de-worming medicine periodically?</p>	<p>Teachers, Students, School Record</p>
	<p>In 18 schools (50%) children were given micronutrients (Iron, folic acid, vitamin – A dosage) and de-worming medicine in the schools through Medical and Health Department.</p> <div style="display: flex; align-items: center;">  <div style="margin-left: 10px;"> <p>MDM Quality</p> </div> </div>	
	<p>(v) Who administers these medicines and at what frequency?</p>	<p>Teachers, Students, School Record</p>
	<p>These medicines were administered by health department. The frequency of these medicines was yearly in 12 schools (67%), half yearly in 02 schools (11%) and quarterly in 03 schools (17%) and monthly in 01 school (5%).</p>	
	<p>(vi) Is there school Health Card maintained for each child?</p>	<p>Teachers, Students, School Record</p>

	<p>School Health Card for each Child was maintained in 17 schools (47%) out of 36 sample schools checked by MI.</p>	 <p style="text-align: center;">Children Health Check-up detail</p>
	<p>(iv) What is the frequency of health check-up?</p>	<p>Teachers, Students, School Record / School Health Card</p>
	<p>In all the 17 schools (100%) where School Health Card for child was maintained the frequency of health check-up was yearly.</p>	
<p>10.</p>	<p><u>STATUS OF COOKS:</u></p> <p>(ii) Who cooks and serves the meal? (Cook/helper appointed by the Department or Self Help Group, or NGO or Contractor)</p> <div style="text-align: center;">  <p style="text-align: center;">MDM supplied by NGO</p> </div>	<p>Observations and discussion with children teachers, parents, SDMC members, Gram Panchayat members and cooks.</p>
<p>Out of 36 sample schools checked by MI for MDM, cooks were employed by School management in 33 schools (92%), in 02 schools (5%) MDM was supplied by NGO and in 01 school (3%) MDM was supplied by SHG. Regarding serving of MDM in schools, in 28 schools (78%) MDM was served by cook/helper, in 03 schools (8%) MDM was served by teachers and in 05 schools (14%) MDM was served by children.</p>		

<p>(ii) Is the number of cooks and helpers adequate to meet the requirement of the school?</p>	<p>Observations and discussion with children teachers, parents, SDMC members, Gram Panchayat members and cooks.</p>
<p>Out of 36 sample schools checked by MI for MDM, in 31 schools (94%) number of cooks and helpers was adequate to meet the requirement of the school, whereas in 02 schools (6%) number of cooks and helpers was not adequate to meet the requirement of the school and in 03 schools MDM was prepared by SHG/NGO.</p>	
<p>(iii) What is remuneration paid to cooks/helpers?</p>	<p>Observations and discussion with children teachers, parents, SDMC members, Gram Panchayat members and cooks.</p>
<p>Cooks were paid fixed honorarium of Rs. 1000. Below 50 children one cook was employed and if the strength of children was more than 50 then two cooks were employed.</p>	
<p>(iv) Are the remuneration paid to cooks/helpers regularly?</p>	<p>Observations and discussion with children teachers, parents, SDMC members, Gram Panchayat members and cooks.</p>
<p>Only in 09 schools (27%) cooks were paid timely, whereas in 24 schools (73%) cooks were not paid timely. An amount of Rs. 1000 was paid to each cook for children up to 50. Up to 100 children there were 2 cooks and 3 cooks when number is more than 100 and up to 200 children.</p>	
<p>(v) Social Composition of cooks /helpers? (SC/ST/OBE/Minority)</p>	<p>Observations and discussion with children teachers, parents, SDMC members, Gram Panchayat members and cooks.</p>
<p>In all the 36 sample schools checked by MI for MDM, women were engaged as cooks. They constitute 16% SC, 10% ST, 61% OBC and 13% belong to general category.</p>	

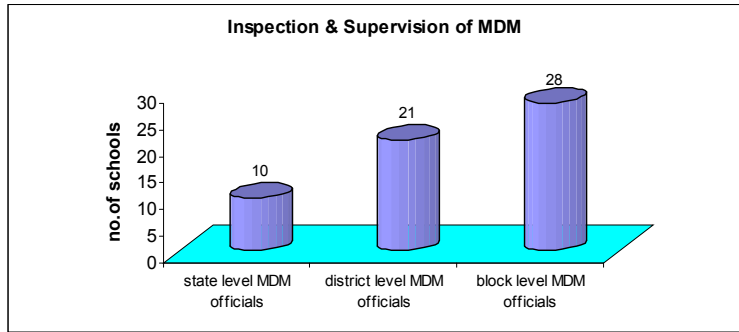
	<p><u>INFRASTRUCTURE:</u></p> <p>Is a pucca kitchen shed-cum-store:</p> <p>(f) Constructed and in use</p> <p>(g) Constructed but not in use under</p> <p>(h) Under construction</p> <p>(i) Sanctioned, but constructed not started</p> <p>(j) Not sanctioned</p> <p>Any other (specify)</p>	<p>School records, discussion with head teacher, teacher, SDMC, Gram Panchayat members.</p>												
<p>11.</p>	<p>(a) Out of 36 sample schools checked by MI, pucca kitchen sheds-cum-stores were constructed and were in use in 18 schools (50%).</p> <p>(b) Pucca kitchen sheds-cum-stores have been constructed but not in use in 08 schools (22%).</p> <p>(c) Pucca kitchen sheds-cum-stores were under construction in 02 school (5.5%).</p> <p>(d) Pucca kitchen sheds-cum-stores have been sanctioned but construction has not been started in 02 schools (5.5%).</p> <p>(e) Pucca kitchen sheds-cum-stores were not sanctioned in 06 schools (17%).</p>	<div data-bbox="722 583 1461 928" data-label="Figure"> <p style="text-align: center;">Status of pucca kitchen shed-cum-store (% of schools)</p> <table border="1"> <caption>Data for Status of pucca kitchen shed-cum-store (% of schools)</caption> <thead> <tr> <th>Status</th> <th>Percentage</th> </tr> </thead> <tbody> <tr> <td>constructed and in use</td> <td>50%</td> </tr> <tr> <td>constructed but not in use</td> <td>22%</td> </tr> <tr> <td>under construction</td> <td>5.5%</td> </tr> <tr> <td>not sanctioned</td> <td>17.0%</td> </tr> <tr> <td>sanctioned but construction not started</td> <td>5.5%</td> </tr> </tbody> </table> </div> <div data-bbox="982 1003 1490 1386" data-label="Image"> <p style="text-align: center;">Pucca kitchen sheds-cum-store</p> </div>	Status	Percentage	constructed and in use	50%	constructed but not in use	22%	under construction	5.5%	not sanctioned	17.0%	sanctioned but construction not started	5.5%
Status	Percentage													
constructed and in use	50%													
constructed but not in use	22%													
under construction	5.5%													
not sanctioned	17.0%													
sanctioned but construction not started	5.5%													
<p>12.</p>	<p>In case the pucca kitchen shed is not available, where is the food being cooked and where the food grains /other ingredients are being stored?</p>	<p>Discussion with head teacher, teacher, SDMC, Gram Panchayat members, Observation</p>												

	<p>In schools, where pucca kitchen shed was not available, MDM was cooked either in verandah or in open.</p> <p>As far as storage of grains was concerned, it was stored in classrooms in 17 schools (52%). In 16 schools (48%) the grains were stored in newly constructed pucca kitchen shed cum store. In the remaining 03 schools MDM was prepared by NGO/SHG.</p>	 <p>in</p> <p>Storage of food grains</p>
13.	<p>Whether potable water is available for cooking and drinking purpose?</p>	<p>-do-</p> <p>Potable water for drinking and cooking was available in 32 schools (89%), whereas in 04 schools (11%) potable water was not available.</p>
14.	<p>Whether utensils used for cooking food is adequate?</p>	<p>Teachers/Organizer of MDM Programme</p> <p>33 schools (92%) out of 36 sample schools undertaken by MI for MDM have adequate number of utensils for cooking MDM, whereas 03 schools (8%) did not have adequate number of utensils for cooking MDM .</p>
15.	<p>What is the kind of fuel used? (Gas based/firewood etc.)</p> <p>In 30 schools (91%) out of 36 sample schools checked by MI for MDM in the district firewood is used as fuel for preparation of MDM, whereas in 03 schools (9%) LPG gas was used for MDM preparation. In the remaining 03 schools MDM was prepared by NGO/SHG.</p>	<p>Observation</p> <p>Fuel used for MDM preparation (% of schools)</p>  <p>Firewood used for MDM preparation</p> 

	<p><u>SAFETY & HYGIENE:</u></p> <p>ii. General Impression of the environment, Safety and hygiene</p>	<p>Observation</p>
	<p>Out of 36 sample schools checked by MI, in 17 schools (47%) MDM impact on safety was found good. MDM impact on cleanliness was good in 19 schools (53%) and MDM impact in maintaining discipline amongst children was found good in 17 schools (47%).</p>	
	<p>ii. Are children encouraged to wash hands before and after eating</p>	<p>observation</p>
	<p>In 26 schools (72%) children were encouraged to wash hands before and after taking MDM.</p>	
	<p>iii. Do the children take meals in an orderly manner?</p>	<p>Observation</p>
<p>16.</p>	<p>In 27 schools (75%) children take meals in an orderly manner.</p> <div style="display: flex; justify-content: space-around;">   </div>	
	<p>iv. Conservation of water?</p>	<p>Observation</p>
	<p>Out of 36 schools visited by MI for MDM in 19 schools (53%) children conserve water, while washing dishes.</p>	
	<p>vi. Is the cooking process and storage of fuel safe, not posing any fire hazard?</p>	<p>Observation</p>
	<p>In majority of schools cooking process and storage of fuels was proper and did not pose any fire hazards. Also fire extinguisher was available in almost all the schools.</p>	
<p>17.</p>	<p>COMMUNITY PARTICIPATION:</p> <p>(i) Extent of participation by Parents/SDMCs/Panchayats/Urban bodies in daily supervision, monitoring, participation</p>	<p>Discussion with head teacher, teacher, SDMC, Gram Panchayat members</p>

	The extent of participation by Parents/SDMCs/Panchayats/ in daily supervision, monitoring, was quite satisfactory. In 21 schools (72%) Panchayats participated in supervision and monitoring of MDM. In case of participation of parents, it was reported in 23 schools (64%).	
	(ii) Is any roster being maintained of the community members for supervision of the MDM?	Discussion with head teacher, teacher, SDMC, Gram Panchayat members
	No such roster is being maintained by the community members for supervision of the MDM.	
	(iii) Community members/ parents awareness about quantity of MDM per child a. at Primary level b. at Upper primary level	Parents/ community members
	In 25 schools (69%) community members/parents were aware of quantity of MDM per child being given at primary level. In 21 (58%) schools community members/parents were aware of quantity of MDM per child being given at upper primary level.	
	(iv) General awareness of community members/ parents about the overall implementation of MDM programme :	Parents/ community members
	In 02 schools (6%) community members/parents rated the overall implementation of the MDM programme as very satisfactory. In 27 schools (75%) community members/parents rated the overall implementation of the MDM programme as satisfactory. In 03 schools (8%) community members/parents rated the overall implementation of the MDM programme as good and in 04 schools (11%) community members/parents rated the overall implementation of the MDM programme as average.	
	(v) Source of awareness about MDM scheme	Parents/ community members
	In 11 schools (30%) source of awareness amongst parents/ community about MDM scheme was newspaper, in 25 schools (69%) source of awareness amongst parents/ community about MDM scheme was relative, in 29 schools (81%) source of awareness amongst parents/ community about MDM scheme was school and in 02 schools (6%) source of awareness amongst parents/ community about MDM scheme was radio/ T.V.	
18.	INSPECTION & SUPERVISION Has the mid day meal programme been inspected by any state/district/block level officers/officials?	School records, discussion with head teacher, teachers, SDMC, Gram Panchayat members

Out of 36 sample schools checked by MI for MDM, only 10 schools (28%) had been inspected by state level MDM officials, 21 schools (58%) had been inspected by district level MDM officials; whereas 28 schools (78%) had been inspected by block level MDM officials. Thus, monitoring by State and district officials was not a regular phenomenon.



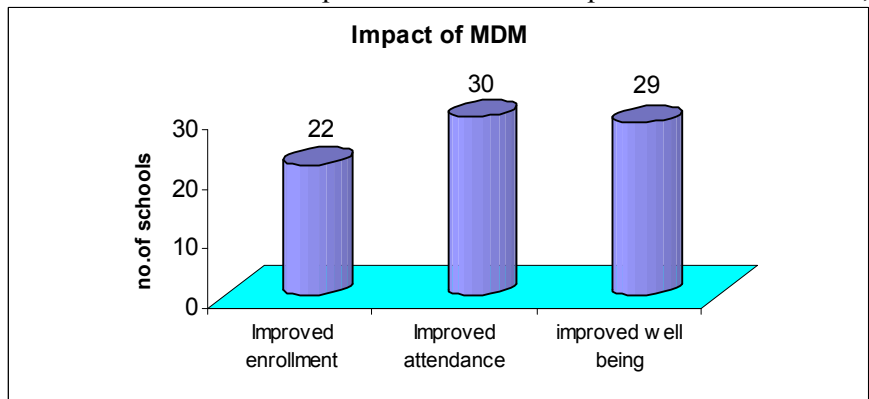
IMPACT

Has the mid day meal improved the enrollment, attendance of children in school, general well being (nutritional status) of children? Is there any other incidental benefit due to serving cooked meal in schools?

School records, discussion with head teacher, teachers, students, SDMC, Gram Panchayat members.

19.

In 22 schools (61%) teachers / headmasters reported that MDM improved the enrollment, whereas in 30 schools (83%) teachers reported that MDM improved attendance of children in schools and in 29 schools (81%) teachers reported that MDM improved general well being (nutritional status) of children.



**A
N
N
E
X
U
R
E**

LIST OF ABBREVIATIONS

AIE	-	Alternative and Innovative Education
AEN	-	Assistant Engineer
ACRs	-	Additional Classrooms
ADPC	-	Assistant District Project Coordinator
APC	-	Assistant Project Coordinator
BRC	-	Block Resource Centre
BRCF	-	Block Resource Centre Facilitator
CRC	-	Cluster Resource Centre
CWSN	-	Children with Special Need
CDECS	-	Centre for Development Communication & Studies
DIET	-	District Institute of Education and Training
DPO	-	District Project Office
EGS	-	Education Guarantee Scheme
ECCE	-	Early Childhood Care and Education
GOR	-	Government of Rajasthan
JEN	-	Junior Engineer
KGBV	-	Kasturba Gandhi Balika Vidyalaya
MDMS	-	Mid Day Meal
MDMS	-	Mid Day Meal Scheme
MI	-	Monitoring Institute
NGOs	-	Non Government Organizations
NPEGEL		National Programme For Education of Girls at Elementary Level
OBCs	-	Other Backward Castes
PHED	-	Public Health Engineering Department
PRIs	-	Panchayat Raj Institutions
RTE	-	Right To Education
SCs	-	Scheduled Castes
SPO	-	State Project Office
SMC	-	School Development & Management Committee
SMC	-	School Management Committee
SSA	-	Sarva Shiksha Abhiyan
STs	-	Scheduled Tribes
SFG	-	School Facility Grant
TLM	-	Teaching Learning Material

List of Schools- District Bharatpur									
S.No.	School name	Category Of school	Sample Schools						
			urban areas	Special training centres	Civil works sanctioned	NPEGEL Schools	Minimum of 3 CWSN	CALP	KGBV
1	UPS Civil Lines Bharatpur	UPS	1						
2	UPS Nagla Keval Bhratpur	UPS							
3	UPS Murar	UPS							
4	UPS Mullaka	UPS							
5	PS Nagla Mullaka	PS							
6	UPS Mathura Gate	UPS	1						
7	UPS Kalahar	UPS							
8	UPS Nithar KGBV	UPS							1
9	UPS Girls Ucchen	UPS						1	
10	PS Nagla Thor	PS							
11	UPS Budwari Kalan	UPS				1			
12	UPS Budwari Khurd	UPS							
13	UPS Raina	UPS						1	
14	PS Ucchen (roopwas)	PS					1		
15	KGBV Belara	UPS							1
16	UPS Ramesh Swami Bhusavar	UPS			1				
17	KGBV Samri Bayana	UPS							1
18	UPS City Bayana	UPS	1						
19	PS Bhavda Gali Bayana	PS	1						
20	UPS Majajpur	UPS				1			
21	UPS Sikandra	UPS				1			
22	UPS Jiroli (Sewar)	UPS						1	
23	UPS Pipla	UPS				1			
24	UPS Naogaya	UPS							
25	KGBV Barson Sewar	UPS							1
26	UPS Namak Katra	UPS			1				
27	UPS Noha	UPS	1						
28	UPS Nagla Bagera	UPS							
29	UPS KGBV Deeg	UPS							1
30	UPS Manota Kalan	UPS					1		
31	PS Nagla Ganga	PS							
32	PS Khakhavali	PS							
33	UPS Girls Muderu Kumher	UPS	1						
34	UPS Madera, Deeg	UPS						1	
35	PS Badangarh Deeg	PS	1						
36	UPS Ranota	UPS							
37	UPS Ragunath Prasad khandelwal Chatta Bhawan Deeg	UPS	1						1
38	KGBV Manota Kalan	UPS							
39	PS Buchaka	PS							
40	KGBV Avar	UPS							1
	Total		8		2	4	2	4	7

List of Schools- District Dholpur

S.No.	School name	Cate. Of school	Sample Schools						
			urban areas	Special training centres	Civil works sanctioned	NPEGEL Schools	Minimum of 3 CWSN	CALP	KGBV
1	UPS Badraitha	UPS							
2	UPS Kanspura	UPS							
3	UPS Khirana	UPS						1	
4	PS Totari	UPS				1			
5	UPS Khorpura	UPS			1				
6	UPS Kila Bari	UPS	1						
7	PS Hatiyapor bari	UPS	1						
8	KGBV Hansai	UPS							1
9	UPS Chilakhur	UPS							
10	UPS Mirzapur	UPS				1			
11	UPS Timasiya	UPS						1	
12	PS Kachpura	PS							
13	UPS Pipret (Baseri)	UPS							
14	UPS Baseri I	UPS							
15	UPS Kankret	UPS						1	
16	UPS Tuniyapura	UPS							
17	KGBV Motiyapura	UPS							1
18	UPS Manpuriyo ka pura	UPS							
19	UPS Bhagirathpura	UPS					1		
20	UPS Umrara	UPS							
21	UPS Bara Dholpur	UPS							
22	PS Panchgaon	PS							
23	KGBV Prerna Nagar	UPS							1
24	UPS Sanskrat Phoota drawaja purana shahar	UPS			1				
25	UPS Kaysthyapada	UPS	1						
26	UPS Gadarpura	UPS	1						
27	UPS Gandhi Girls Dholpur	UPS	1						
28	PS Mayatipura	PS	1						
29	UPS Bhamatipura	UPS	1						
30	UPS City Jubali Hall	UPS	1						
31	PS Maharajpur	PS							
32	UPS Dukapura	UPS							
33	PS Punth	PS	1						
34	PS Bajana	PS	1						
35	PS Karka Kherli	PS							
36	UPS Chintaman ki garhi	UPS					1		
37	PS Kasiyapura	PS	1						
38	UPS Dariyapur	UPS					1		
39	UPS Marena	UPS					1		
40	KGBV Marena Rajakhera	UPS							1
			10		2	2	4	3	4

List of Schools showing gaps in data

Bharatpur

I. Observation of Caste discrimination during Cooking, Serving or seating arrangements

S.No.	List of schools	Block
1	UPS Nagla Bagera	Kumher

II. Irregularity in delivering Cooking cost to school

S.No.	List of schools	Block
1	UPS Kalahar	Weir
2	PS Nagla Thor	Roopwas
3	PS Ucchen (Roopwas)	Roopwas
4	UPS City Bayana	Bayana
5	UPS Sikandra	Bayana

III. Non-satisfaction with quality of MDM

S.No.	List of schools	Block
1	UPS Civil Lines Bharatpur	Sewar
2	UPS Nagla Keval Bharatpur	Sewar
3	UPS Jiroli (Sewar)	Sewar
4	UPS Pipla	Sewar
5	UPS Naogaya	Sewar
6	UPS Namak Katra	Sewar
7	PS Nagla Ganga	Kumher

List of Schools

Dholpur

I. Hot Cooked MDM not served daily

S.No.	List of schools	Block
1	UPS Marena	Rajakhera

II. Irregularity in delivering Cooking cost to school

S.No.	List of schools	Block
1	UPS Badraitha	Bari
2	UPS Kanspura	Bari
3	UPS Khirana	Bari
4	PS Totari	Bari
5	UPS Khorpura	Bari
6	UPS Kila Bari	Bari
7	PS Hatiyapor bari	Bari
8	UPS Chilakhur	Baseri
9	UPS Mirzapur	Baseri
10	PS Kachpura	Baseri
11	UPS Pipret (Baseri)	Baseri
12	UPS Kankret	Baseri

13	UPS Tuniyapura	Baseri
14	UPS Manpuriyo ka pura	Dholpur
15	UPS Bara Dholpur	Dholpur
16	PS Panchgaon	Dholpur
17	UPS Sanskrat Phoota drawaja purana shahar	Dholpur
18	UPS Kaysthypada	Dholpur
19	UPS Gadarpura	Dholpur
20	UPS Gandhi Girls	Dholpur
21	PS Mayatipura	Dholpur
22	UPS Bhamatipura	Dholpur
23	UPS City Jubali Hall	Dholpur
24	UPS Dariyapur	Dholpur
25	PS Karka Kherli	Rajakhera
26	UPS Marena	Rajakhera

III. Non-satisfaction with quality of MDM

S.No.	List of schools	Block
1	UPS Dukupura	Rajakhera
2	PS Kasiyapura	Rajakhera